

ARYA

MADIA | *SIDEBOARD*



FINITURE | FINISHES

FINITURA STRUTTURA STRUCTURE FINISH

■ INTERNA | INTERNAL

- K100 MELAMINICO BASE | BASIC MELAMINE
- K122 MELAMINICO PLUS | PLUS MELAMINE
- K151 LACCATO OPACO | MATT LACQUERED
- K703 ESSENZA BASE | BASIC VENEERED
- K704 ESSENZA PLUS | PLUS VENEERED

■ ESTERNA | EXTERNAL

- K100 MELAMINICO BASE | BASIC MELAMINE
- K122 MELAMINICO PLUS | PLUS MELAMINE
- K151 LACCATO OPACO | MATT LACQUERED
- K700 LACCATO LUCIDO | GLOSSY LACQUERED
- K703 ESSENZA BASE | BASIC VENEERED
- K704 ESSENZA PLUS | PLUS VENEERED

FINITURA ANTA DOOR FINISH

□ TELAIO | TELAIO

- 710.BRO LACCATO CACAO | CACAO LACQUERED
- 710.GRE LACCATO GRIGIO TECA | GRIGIO TECA LACQUERED

▨ VETRO | GLASS

- K710* VETRO | GLASS

FINITURA TOP TOP FINISH

■ TOP OPZIONALE | OPTIONAL TOP

- K710* SPECCHIO | MIRROR
- K850* PIETRA SINTERIZZATA OPACA | MATT SINTERED STONE
- K850* PIETRA SINTERIZZATA LUCIDA | GLOSSY SINTERED STONE

FINITURA SCHIENA* BACK PANEL FINISH

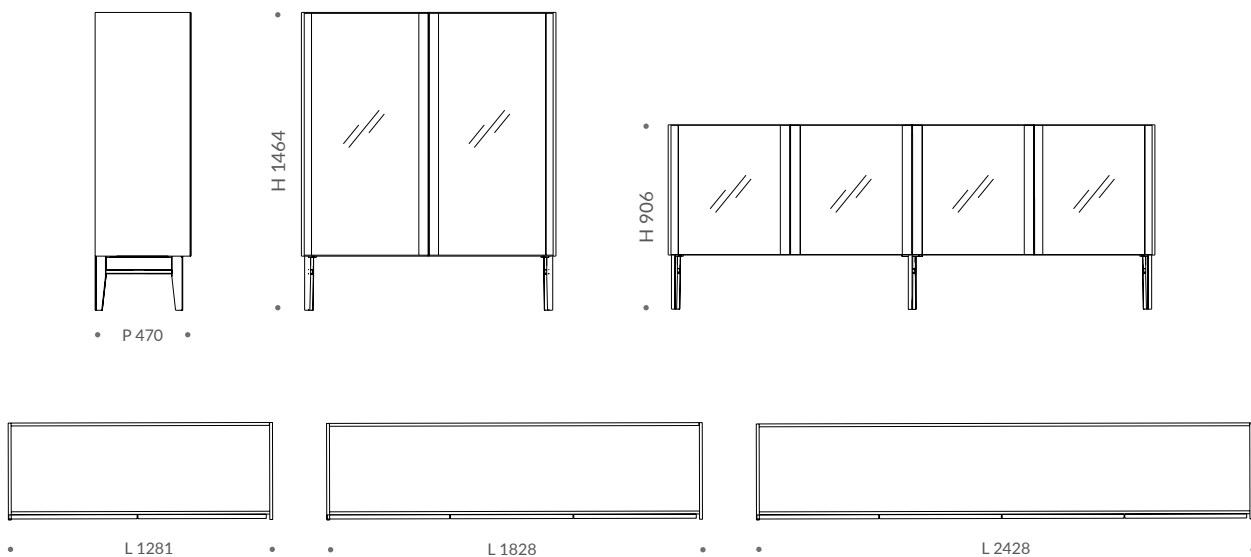
■ SCHIENA | BACK PANEL

- K122 MELAMINICO LEGNO | WOOD MELAMINE
- K114 MELAMINICO DECOR | WOOD MELAMINE
- K151 LACCATO OPACO | MATT LACQUERED
- K703 ESSENZA BASE | BASIC VENEERED
- K704 ESSENZA PLUS | PLUS VENEERED
- K850* PIETRA SINTERIZZATA OPACA | MATT SINTERED STONE
- K850* PIETRA SINTERIZZATA LUCIDA | GLOSSY SINTERED STONE
- K710* SPECCHIO | MIRROR

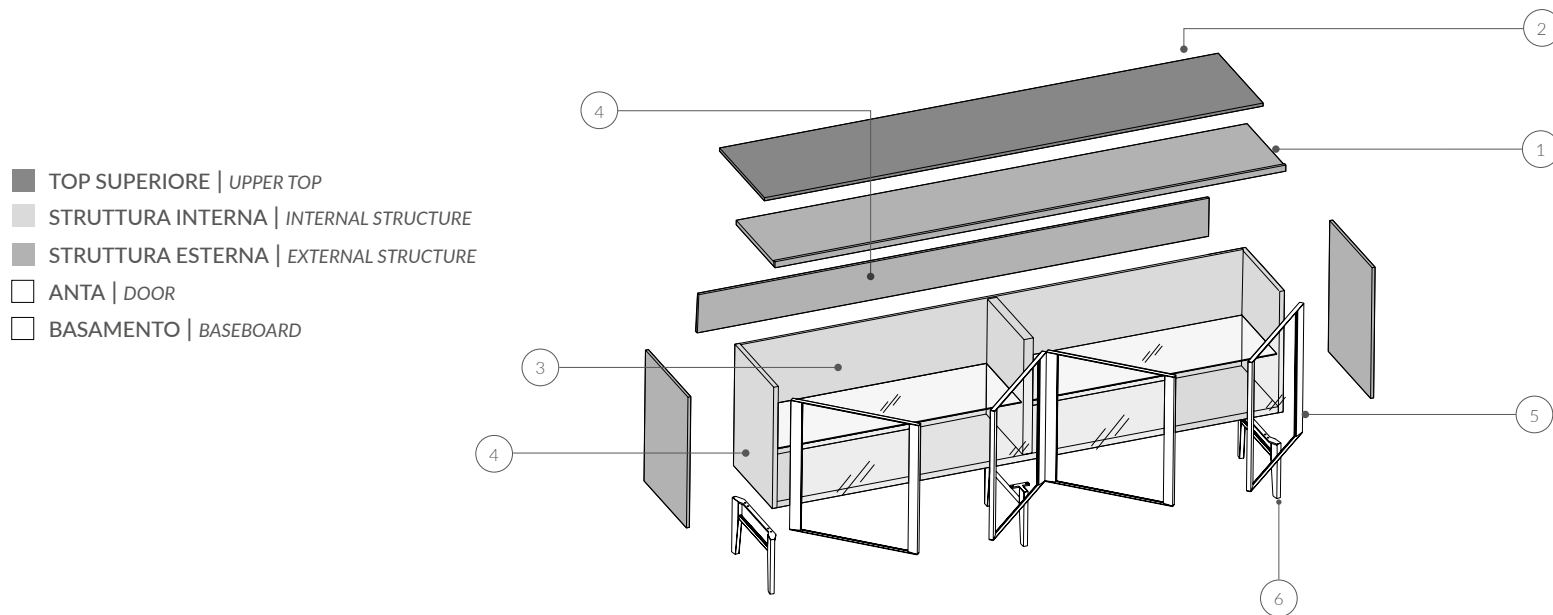
*Nota | Notes

Schiena personalizzabile valida solo per la madia ARYA 01
Customize back panel valid only for Arya 01 sideboard.

MODULI DISPONIBILI | AVAILABLE MODULES



INFORMAZIONI TECNICHE | TECHNICAL DETAILS



1 TOP/VASSOIO SUPERIORE - SP. 22 MM
UPPER TRAY - 22 MM THICK

Cappello cassa interna e top superiore con alzata di 30 mm, questo permette l'alloggiamento del top opzionale di finitura oltre che assicurare la presa superiore dell'anta permettendone l'apertura.

Internal top shelf and upper top with a rise of 30 mm. This allows the placement of the optional refined top as well as to assure the taking of the upper door, allowing the opening.

2 TOP OPZIONALE - SP. 6 MM
OPTIONAL TOP - SP. 6 MM

Il top aggiuntivo di finitura è elemento opzionale. Inserito all'interno del vassoio superiore completa la madia attribuendole un design più ricercato ed un dettaglio di qualità. Pietra e specchio le finiture applicabili a scelta del cliente.

The additional finishing top is an optional element. Inserted inside the upper tray, it completes the sideboard, giving to it a more refined design and a quality detail. Stone and mirror finishes applicable to customer choice.

3 CASSA INTERNA - SP. 22 / 30 MM
INTERNAL CASE - THICKNESS 22/30 MM

Cassa strutturale caratterizzata da fianchi, fondo, schiene e tramezzo. Tali elementi rappresentano lo scheletro portante della madia. I ripiani interni in vetro, che suddividono gli spazi, sono in finitura extra chiara sp. 6 mm.

Internal structural case characterized by side panels, bottom panel, back panel and partition. These elements are the sideboard's "backbone". The internal glass shelves, which divide the internal empty spaces, are in extra-clear finish thk. 6 mm

4 INVOLUCRO ESTERNO - SP. 14 MM
EXTERNAL CASING - THICKNESS 14 MM

Fianchi e schiena rappresentano l'involucro della madia. Tale pelle visibile esternamente, totalmente indipendente, può essere gestita in finitura diversa rispetto a quella della cassa interna.

Sides and Back panels represent the casing of the sideboard. This externally visible skin, totally independent, can be managed with different finishes compared to that of the internal structure.

5 ANTE TELAIO ALLUMINIO SIPARIO - SP. 22 MM
DOORS FRAME ALUMINIUM SIPARIO - THICKNESS 22 MM

La madia Arya presenta esclusivamente il telaio sipario come tipologia di anta. Telaio in alluminio laccato a polvere epossidica secondo le finiture disponibili. I montanti verticali, inclinati rispetto l'orizzontale, sono completati da piatti lisci superiori ed inferiori.

The Arya sideboard has only the alu Sipario frame as type of door. The aluminium frame is lacquered with Epoxy powder, according to the available finishes. The vertical uprights, inclined with respect to the horizontal one, are completed by smooth upper and lower plates.

6 BASAMENTO LIFT
LIFT BASEBOARD

I piedi caratterizzanti il basamento lift risultano inclinati rispetto l'orizzontale e rastremati verso il piano d'appoggio. Il basamento in metallo è laccato a polvere epossidica secondo le finiture disponibili e segue il colore superficiale scelto per il telaio delle ante sipario.

The feet that characterize the lift basement are inclined with respect to the horizontal and tapered towards the support surface. The metal basement is lacquered with epoxy powder according to the available finishes and follows the surface color chosen for the frame of the Sipario doors.

NOTE | NOTES

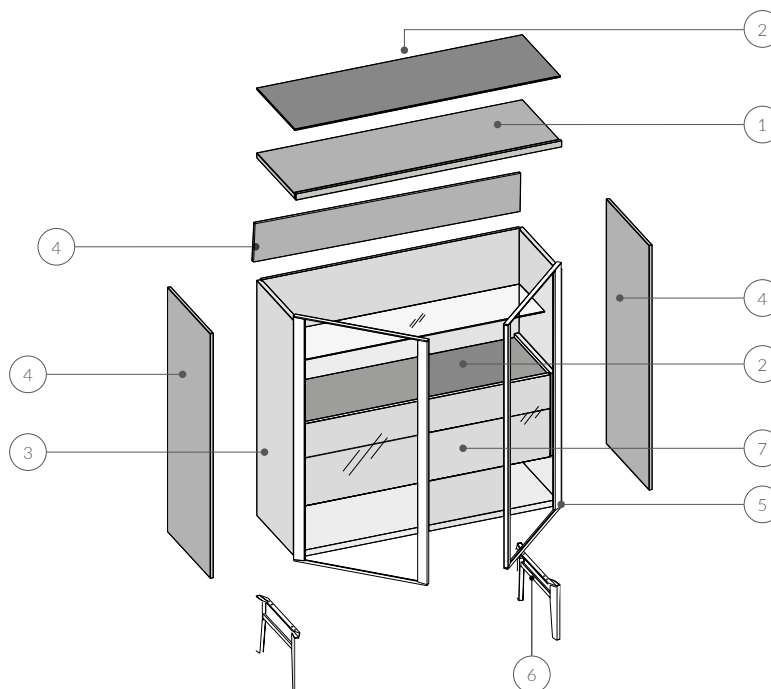
ILLUMINAZIONE LED INTERNA | INTERNAL LED ILLUMINATION

Le madie Arya possono essere dotate di illuminazione interna opzionale. I LED integrati sui cappelli strutturali della madia sono sempre dotati di interruttore di accensione ON | OFF fissato sul fianco della cassa interna. Le madie Arya presentano come unico basamento disponibile il basamento Lift.

The Arya sideboards and cupboards can be equipped with optional interior led lighting. The LEDs are integrated on the sideboard's structural top shelves, always equipped with an ON/OFF switch button, fixed on the side of the internal case. For the Arya sideboards is available only the Lift basement.

INFORMAZIONI TECNICHE | TECHNICAL DETAILS

- TOP SUPERIORE | UPPER TOP
- STRUTTURA INTERNA | INTERNAL STRUCTURE
- STRUTTURA ESTERNA | EXTERNAL STRUCTURE
- ANTA | DOOR
- BASAMENTO | BASEBOARD



① VASSOIO SUPERIORE - SP. 22 MM
UPPER TRAY - 22 MM THICK

Cappello cassa interna e top superiore con alzata di 30 mm, questo permette l'alloggiamento del top opzionale di finitura oltre che assicurare la presa superiore dell'anta permettendone l'apertura.

Internal top shelf and upper top with a rise of 30 mm. This allows the placement of the optional refined top as well as to assure the taking of the upper door, allowing the opening.

② TOP SUPERIORE | TOP INTERNO - OPZIONALE - SP. 6 MM
OPTIONAL UPPER AND INTERNAL TOP - SP. 6 MM

Il top aggiuntivo di finitura è elemento opzionale. Inserito all'interno del vassoio superiore completa la madia attribuendole un design più ricercato ed un dettaglio di qualità. Pietra e Vetri le finiture applicabili a scelta del cliente.

The additional finishing top is an optional element. Inserted inside the upper tray, it completes the sideboard, giving to it a more refined design and a quality detail. Stone and glass finishes applicable to customer choice

③ CASSA INTERNA - SP. 22 / 30 MM
INTERNAL CASE - THICKNESS 22/30 MM

Cassa strutturale caratterizzata da fianchi, fondo, schiene e tramezzo. Tali elementi rappresentano lo scheletro portante della madia. I ripiani interni in vetro, che suddividono gli spazi, sono in finitura extra chiara sp. 6 mm.

Internal structural case characterized by side panels, bottom panel, back panel and partition. The internal glass shelves, which divide the internal empty spaces, are in extra-clear finish thk. 6 mm.

④ INVOLUCRO ESTERNO - SP. 14 MM
EXTERNAL CASING - THICKNESS 14 MM

Fianchi e Schiena rappresentano l'involucro della madia. Tale pelle visibile esternamente, totalmente indipendente, può essere gestita in finitura diversa rispetto a quella della cassa interna.

Sides and Back panels represent the casing of the sideboard. This external visible skin, totally independent, can be managed with different finishes compared to that of the internal structure.

⑤ ANTE TELAIO ALLUMINIO SIPARIO - SP. 22 MM
DOORS FRAME ALUMINUM SIPARIO - SP. 22 MM

La madia Arya presenta esclusivamente il telaio sipario come tipologia di anta. Telaio in alluminio laccato a polvere epossidica secondo le finiture disponibili. I montanti verticali, inclinati rispetto l'orizzontale, sono completati da piatti lisci superiori ed inferiori.

The Arya sideboard has only the alu Sipario frame as type of door. The aluminium frame is lacquered with Epoxy powder, according to the available finishes. The vertical uprights, inclined with respect to the horizontal one, are completed by smooth upper and lower plates.

⑥ BASAMENTO LIFT
LIFT BASEBOARD

I piedi caratterizzanti il basamento lift risultano inclinati rispetto l'orizzontale e rastremati verso il piano d'appoggio. Il basamento in metallo è laccato a polvere epossidica secondo le finiture disponibili e segue il colore superficiale scelto per il telaio delle ante sipario.

The feet that characterize the lift basement are inclined with respect to the horizontal and tapered towards the support surface. The metal basement is lacquered with epoxy powder according to the available finishes and follows the surface color chosen for the frame of the Sipario doors.

⑦ CASSETTI INTERNI - SP. 22 MM
INTERNAL DRAWERS - SP. 22 MM

La madia Arya01 presenta una cassetteria interna sospesa. I Cassetti, caratterizzati da due altezze differenti, danno al cliente l'opportunità di utilizzarli come contenitori per usi diversificati. E' prevista l'aggiunta opzionale di accessori fissi, direttamente integrati nei cassetti, o come accessori esterni dedicati e rimovibili.

The Arya 01 sideboard has a suspended internal chest of drawers. The drawers, characterized by two different heights, give the customer the opportunity to use them as containers for diversified uses. The optional addition of fixed accessories, directly integrated into the drawers, or as dedicated and removable external accessories.

⑧ SCHIENA INTERNA - SP. 14 MM
INTERNAL BACK PANEL - SP. 14 MM

Il pannello utilizzato come schiena interna risulta totalmente svincolato ed indipendente dalla finitura che viene scelta per cassa ed accessori. Tale pannello può essere personalizzato, secondo le finiture disponibili, su scelta del cliente. La Madia Arya01 deve sempre essere completata con la scelta della finitura del pannello schiena. La scelta della finitura struttura interna non comporta in automatico la scelta della finitura schiena.

The panel used as internal back panel is totally free and independent from the finish chosen for the structure and accessories. The Arya 01 sideboard has to be always completed with the chosen finish of the back panel. The choice of the internal structure finish does not automatically lead to the choice of the back panel's finish.

NOTE | NOTES

ILLUMINAZIONE LED INTERNA | INTERNAL LED ILLUMINATION

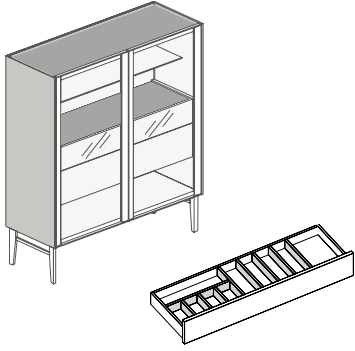
Le madie Arya possono essere dotate di illuminazione interna opzionale. I LED integrati sui cappelli strutturali della madia sono sempre dotati di interruttore di accensione ON | OFF fissato sul fianco della cassa interna. Le madie Arya presentano come unico basamento disponibile il basamento Lift.

Arya sideboards and cupboards can be equipped with optional interior led light. The LEDs are always integrated on the sideboard's structural top shelf, equipped with an ON | OFF switch button, fixed on the side of the internal carcass. For the Arya sideboards is available only the Lift basement.

MODELLI | MODELS

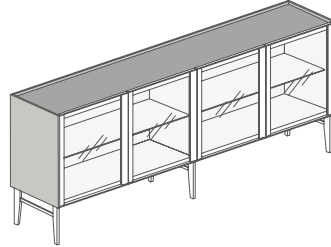
ARYA 01

Dim | L. 1281 H. 1464 P. 470



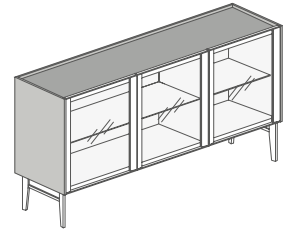
ARYA 02

Dim | L. 2428 H. 906 P. 470




ARYA 03


Dim | L. 1828 H. 906 P. 470



MELAMINICO BASE | BASIC MELAMINE



MELAMINICO DECORATIVO | MELAMINE DECOR




Tutte le finiture KICO sono rappresentate a scopo illustrativo.
Le texture reali potrebbero apparire differenti da quelle presenti a listino.


KICO finishes are shown for illustrative purposes.
The real textures may look different from those on the list.

MELAMINICO PLUS | PLUS MELAMINE


COLORE
COLOUR



cod. 122.073
Grigio Mare
Opaco



cod. 122.516
Grigio Nebbia



cod. 122.517
Grigio Fango

LEGNO
WOOD



cod. 122.513
Noce Calla
Fumo



cod. 122.514
Noce Calla
Deciso



cod. 122.515
Noce Calla
Naturale



cod. 120.140
Noce Leuca
Scuro



cod. 122.090
Rodin Olmo



cod. 122.095
Rovere
Rock Bruges

MATERICO
MATERIC




cod. 120.175
Beton Fb02



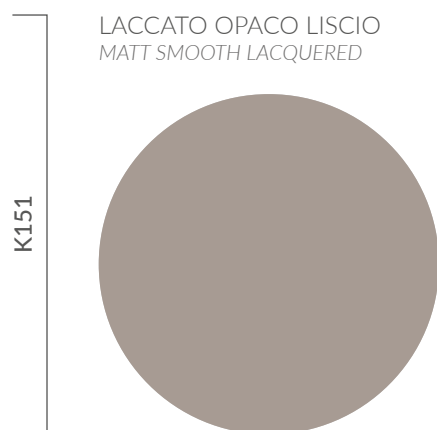
cod. 120.177
Beton Antracite

K122

LACCATO GRINZATO | ROUGH LACQUERED



LACCATO KICO | LACQUERED



























DISPONIBILI, A RIFERIMENTO, IN TUTTI I COLORI DELLA CARTELLA RAL, CON UNA MAGGIORAZIONE DI 250€ PER COLORE.
EXTRA CHARGE FOR EACH RAL COLOR LACQUERING 220€

Pannelli di particelle di legno di classe E1 a basso contenuto di formaldeide, rivestito su tutti i lati con fogli melaminici e laccati con colori standard Kico e cartella RAL.

Panels of wood particles E1 with a low formaldehyde emission covered on both sides with sheets of melamine and lacquered with Kico standard colors and RAL chart.

LACCATO KICO | LACQUERED

		cod. K9016 Bianco Neve		cod. KC010 Avorio		cod. K0073 Grigio Mare
		cod. K0008 Talco		cod. KC015 Beige Kenia		cod. K0215 Grigio Maya
		cod. K1019 Nocciola		cod. KC020 Grigio Lava		cod. K8019 Cacao
		cod. K7047 Grigio Cenere		cod. K0083 Grigio Fumo		cod. KC005 Ferro
K151		cod. K7021 Grigio Teca		cod. K7016 Grigio Antracite		cod. K9017 Nero Notte
K700		cod. KI004 Giallo Radice		cod. KI005 Rosa Havana		cod. KI006 Amaranto
		cod. KI001 Terracotta		cod. KI002 Celeste Oxford		cod. KI003 Blu Skydust
		cod. KI007 Verde Rubino		cod. K6013 Verde Malva		cod. KI008 Rosso Tramonto


ESSENZE BASE | BASIC ESSENCES



ESSENZE PLUS | PLUS ESSENCES




FRASSINO | ASH



VETRO | GLASS



VETRO TESSUTO | FABRIC ATTACHED TO GLASS



FINITURE SPECIALI | SPECIAL FINISHES

PIETRA NATURALE | NATURAL STONE



MARMO | MARBLE




PIETRA SINTERIZZATA | SINTERED STONE

DISPONIBILE IN VERSIONE OPACA E LUCIDA | AVAILABLE IN MATT AND GLOSSY VERSIONS



METALLO | METAL



TESSUTI | FABRICS

CATEGORIA A | A CATEGORY



CATEGORIA B | B CATEGORY



Tutte le finiture KICO sono rappresentate a scopo illustrativo. Le texture reali potrebbero apparire differenti da quelle presenti a listino.

KICO finishes are shown for illustrative purposes. The real textures may look different from those on the list.

















TESSUTI | FABRICS

CATEGORIA B | B CATEGORY

VELLOURS

LILIA









B

	cod. KC.421		cod. KC.422		cod. KC.423		cod. KC.424
	cod. KC.426		cod. KC.427		cod. KC.428		cod. KC.429
	cod. KMA.1283		cod. KMA.1286		cod. KMA.1287		cod. KMA.1316
	cod. KMA.1317		cod. KMA.1318		cod. KMA.1308		cod. KMA.1312

CATEGORIA C | C CATEGORY

CAROL

C

	cod. KC.221		cod. KC.222		cod. KC.223		cod. KC.224
	cod. KC.225		cod. KC.226		cod. KC.227		cod. KC.228

TESSUTI | FABRICS

CATEGORIA C | C CATEGORY

HAWAII NABUCK



cod.
KC.621



cod.
KC.622



cod.
KKC.623



cod.
KC.624




cod.
KC.625



cod.
KC.626



cod.
KC.627



cod.
KC.628

MUGHETTO



cod.
KM.3929



cod.
KM.3928



cod.
KM.3940




cod.
KM.3912



cod.
KM.3938



cod.
KM.3921



cod.
KM.3922



cod.
KM.3913



cod.
KM.3918



cod.
KM.3925

Tutte le finiture KICO sono rappresentate a scopo illustrativo.
Le texture reali potrebbero apparire differenti da quelle presenti a listino.
KICO finishes are shown for illustrative purposes.
The real textures may look different from those on the list.

CATEGORIA D | D CATEGORY

CASSIA




cod.
KDG.01




cod.
KDG.02




cod.
KDG.03




cod.
KDG.04



cod.
KDG.06



cod.
KDG.07



cod.
KDG.08



cod.
KDG.09

TESSUTI | FABRICS


CATEGORIA D | D CATEGORY



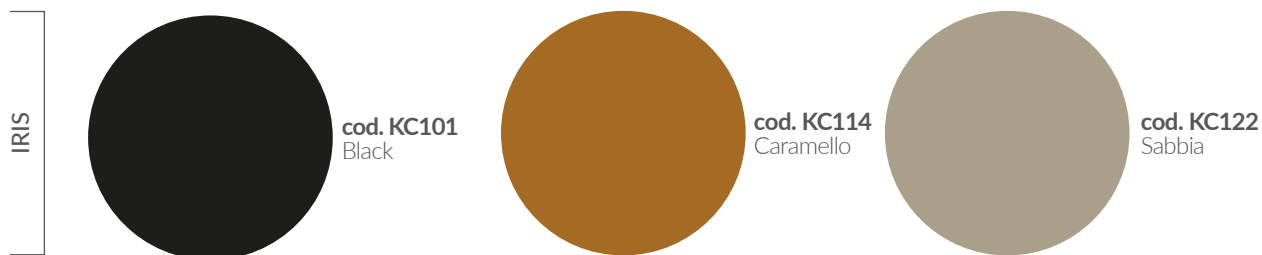
CATEGORIA E | E CATEGORY



PELLE | LEATHER



CUOINETTO | GENUINE LEATHER



Tutte le finiture KICO sono rappresentate a scopo illustrativo. Le texture reali potrebbero apparire differenti da quelle presenti a listino.

KICO finishes are shown for illustrative purposes. The real textures may look different from those on the list.

AL FINE DI CONSENTIRE UNA OTTIMALE MANUTENZIONE E CONSERVAZIONE DEL PRODOTTO, RIPORTIAMO QUI DI SEGUITO ALCUNE UTILI INDICAZIONI.

TO ALLOW AN OPTIMAL MAINTENANCE AND STORAGE OF THE PRODUCT, HERE BELOW SOME USEFUL INFORMATION.



PULIZIA DI SUPERFICI IN GENERE

Utilizzare un panno morbido (eventualmente inumidito).
Si raccomanda di non usare per nessuno motivo prodotti abrasivi, solventi, diluenti, alcool o prodotti corrosivi.
Non lasciare panni bagnati a contatto le superfici.

SURFACE CLEANING IN GENERAL

Use a soft cloth (possibly dampened). It is recommended not to use abrasive products, solvents, thinners, alcohol or corrosive products for any reason. Do not leave wet cloth in contact with the surfaces.



VARIAZIONI DI TONALITÀ E COLORE

L'uniformità cromatica dei colori laccati e degli impiallacciati può variare nel tempo quindi, in caso di completamenti, una eventuale differenza di tonalità non costituisce motivo di contestazione. È consigliabile inoltre posizionare i mobili lontano da forti fonti di calore e dalla luce solare diretta.

VARIATIONS OF TONE AND COLORS

The color uniformity of lacquered and veneers may vary over time so, if completed, a possible difference in shades does not constitute grounds for controversy. It is also advisable to place the furniture away from strong heat sources and from direct sunlight.



PULIZIA DEI VETRI

Utilizzare un panno morbido con detergente per vetri.
Si raccomanda di non usare per nessun motivo prodotti abrasivi, solventi, diluenti, alcool o prodotti corrosivi.

GLASSES CLEANING

Use a soft cloth with glass cleaner. It is recommended not to use abrasive products, solvents, thinners, alcohol or corrosive products for any reason.



ATTREZZATURE ELETTRICHE INTERNE

Sono tutti forniti con marcatura "CE" che ne attesta la conformità alle direttive CEE (CEE 72/23, CEE 89/336), di marcatura "ETL" (Electrical Testing Laboratories) certificazione necessaria per i prodotti commercializzati su territorio nord americano, indicatore di conformità del prodotto alla stretta normativa di sicurezza vigente sul territorio.
Inoltre risultano conformi alle normative CEI in materia di sicurezza elettrica (CEI 34-21 e EN 60598.1).

INTERNAL ELECTRICAL EQUIPMENT

All are provided with "CE" marking that conforms to the EEC (EEC 72/23, EEC 89/336), "ETL" (Electrical Testing Laboratories) certification required for products marketed in North America, indicator of product conformity to the strict safety regulations in force on the territory. They also comply with CEI regulations on electrical safety (CEI 34-21 and EN 60598.1).

ARYA

MADIA | *SIDEBOARD*

