


VIKI

MADIA | *SIDEBOARD*



FINITURE | FINISHES

FINITURA STRUTTURA
STRUCTURE FINISH

■ INTERNA - ESTERNA | INTERNAL - EXTERNAL

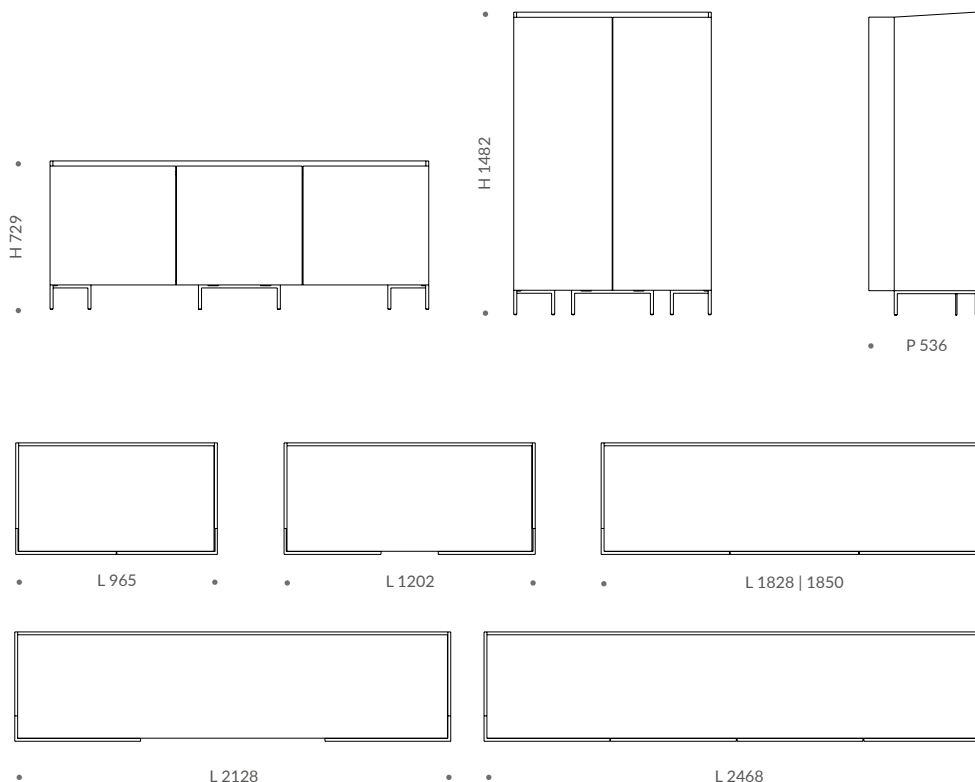
- K151 LACCATO OPACO | MATT LACQUERED
- K700 LACCATO LUCIDO | GLOSSY LACQUERED
- K703 ESSENZA BASE | BASIC VENEERED
- K704 ESSENZA PLUS | PLUS VENEERED

FINITURA TOP
TOP FINISH

■ TOP SUPERIORE | UPPER TOP

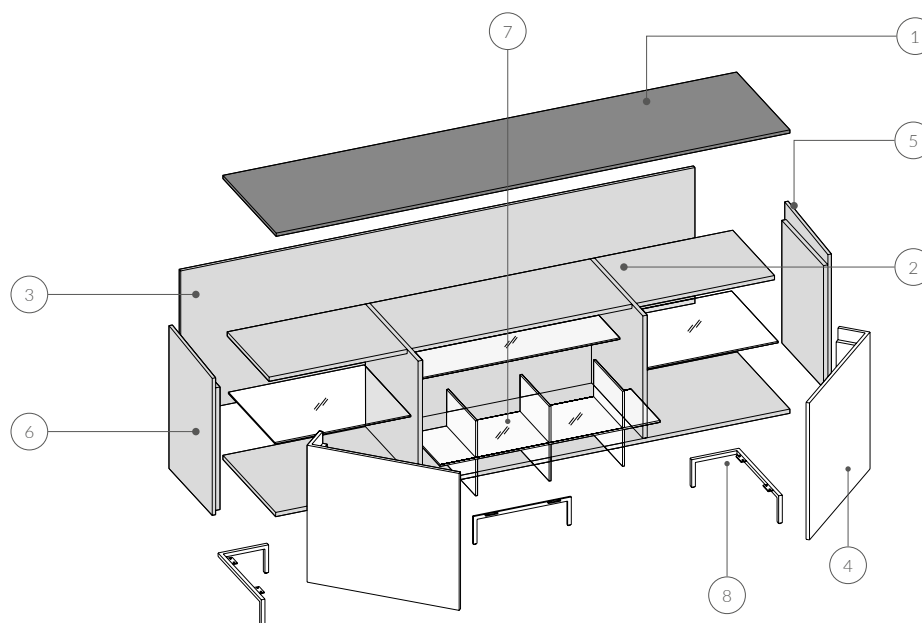
- K151 LACCATO OPACO | MATT LACQUERED
- K700 LACCATO LUCIDO | GLOSSY LACQUERED
- K703 ESSENZA BASE | BASIC VENEERED
- K704 ESSENZA PLUS | PLUS VENEERED
- K850* PIETRA SINTERIZZATA OPACA | MATT SINTERED STONE
- K850* PIETRA SINTERIZZATA LUCIDA | GLOSSY SINTERED STONE

MODULI DISPONIBILI | AVAILABLE MODULES



INFORMAZIONI TECNICHE | TECHNICAL DETAILS

- TOP SUPERIORE | UPPER TOP
- STRUTTURA | STRUCTURE
- ANTA | DOOR



① **TOP SUPERIORE – SP. 6 MM**
UPPER TOP - THK. 6 MM

Poggiato sui cappelli della cassa sottostante, è elemento caratteristico della madia Viki. Può essere scelto dal cliente nelle finiture disponibili. Sempre necessario, mai opzionale.
Put on the below cases's top shelves, it is a characteristic element of the Viki sideboard. It can be chosen by the client in the available finishes. Always necessary, never optional.

② **CASSA INTERNA – SP. 18 / 30 MM**
INTERNAL CASE - THK. 18/30 MM

Cassa strutturale caratterizzata da fondo, schiene, tramezzi e cappelli. I cappelli a ritiro rispetto al top di finitura superiore (110 mm), sono appoggio per lo stesso oltre che strutturali per la tenuta generale della madia. I ripiani interni in vetro, che suddividono gli spazi, sono in finitura extra chiara sp. 6 mm.
Structural case characterized by bottom and top shelves, back panels and partitions. The shrinkage top shelves in relation to the finishing top (110 mm), are a support for this last one as well as a structural support for the general stability of the sideboard. The internal glass shelves, which divide the spaces, are in extra-clear finish thickness 6 mm.

③ **SCHIENA INVOLUCRO ESTERNO – SP. 14 MM**
EXTERNAL CASING BACK - THK. 14 MM

La madia Viki è sempre retrofinita. Un pannello viene applicato alle schiene internecompletando l'involucro esterno della madia e chiudendo sul retro il vassoio superiore.
The Viki sideboard is always retrofinito. A panel is applied to the internal back panels completing the external casing of the sideboard and closing the upper tray on the back.

④ **ANTA VIKY "L" SHAPE - SP. 14 MM**
VIKI "L" SHAPE DOOR - THK. 14 MM

Caratteristica della madia Viki, l'Anta «L Shape» è un'anta particolare con forma ad «L», dotata di cerniere a scomparsa e presa superiore per permetterne l'apertura. Le cerniere a scomparsa non sono dotate di soft closing. L'anta riaggancia sulla cassa per mezzo di contatto magnetico.
Characteristic of the Viki sideboard, the «L Shape» door is a particular door, with a «L» shape, equipped with retractable hinges and an upper catching to allow its opening. The retractable hinges are not equipped with soft closing. The door hangs up on the box by means of a magnetic contact.

⑤ **FIANCO INVOLUCRO ESTERNO – SP. 14 MM**
EXTERNAL CASING SIDE - THK. 14 MM

Il fianco esterno è allo stesso tempo fianco strutturale e di finitura. Inclinato sul lato superiore rappresenta elemento di chiusura del vassoio superiore e montante di fissaggio per le cerniere a scomparsa di cui è dotata l'anta battente.
The external side is at the same time structural and finishing side. Inclined on the upper side it represents the closing element of the upper tray and the fixing upright for the retractable hinges with which the hinged door is equipped.

⑥ **GRIGLIA VETRO FREE – SP. 8 MM**
FREE GLASS GRILL - THICK 8 MM

Griglia in vetro Trasparente extrachiaro temperato, assemblata tramite incollaggio UV. Elemento free standing presente nella collezione Living - elementi trasversali - inserita all'interno del vano a giorno delle Viki01 / Viki02 / Viki05 - ne completa il design restituendo dinamismo, utilità e prestigio.
Grid in transparent extra-clear tempered glass, assembled by UV gluing. It is a free standing element in the Living Collection - transversal elements - inserted into the open compartment of the Viki01 / Viki02 / Viki05 - and completes the design, restoring dynamism, utility and prestige.

⑦ **BASAMENTO MOVI**
MOVI BASEBOARD

Caratterizzato da 3 gambe indipendenti. Le due esterne seguono il profilo della madia, disegnando una «L» e scendendo sul piano di appoggio per mezzo di due elementi puntuali. La Gamba centrale invece sostiene la madia longitudinalmente e si configura come elemento telaio. Il basamento in metallo è laccato a polvere epossidica secondo le finiture disponibili. Ogni gamba è dotata di piedino regolabile.
Characterized by three independent legs. The two external ones follow the profile of the sideboard, drawing a «L» and descending on the supporting surface by means of two specific elements. The central leg instead supports the sideboard longitudinally and taking shape of a frame element. The metal basement is lacquered with epoxy powder according to the available finishes. Each leg is equipped with an adjustable foot.

NOTE | NOTES

CERNIERE A SCOMPARSA | RETRACTABLE HINGES

Le ante L Shape sono dotate di cerniere a scomparsa utilizzate in fresata sfruttando lo spessore di Fianco ed Anta.
L Shape doors are equipped with retractable hinges, mill used, making use the thickness of the side panels and Door.

ILLUMINAZIONE INTERNA | INTERNAL CASE - THICKNESS 22/30 MM

illuminazione interna opzionale. I LED, integrati sui cappelli strutturali della madia, presentano una diversa configurazione a seconda della tipologia della madia Viki stessa:

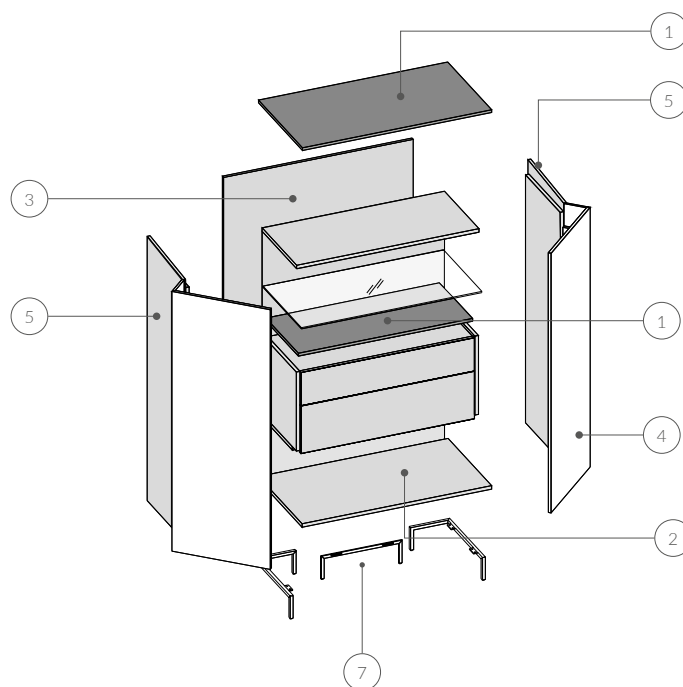
Viki01 | Viki02 | Viki05: L'illuminazione relativa a tali configurazioni è diversa a seconda del vano in cui è inserita. I vani chiusi dalle ante presentano LED dotati di sensori di movimento, mentre i vani a giorno presentano illuminazione LED dotata di pulsante di accensione. Nel caso di illuminazione presente il trasformatore sarà incluso.

Viki03 | Viki04 | Viki06: L'illuminazione relativa a tali configurazioni è sempre dotata di sensore di movimento con accensione dei LED all'apertura delle ante.

Optional internal lighting. The LEDs, integrated on the structural top shelves of the sideboard, have a different configuration depending on the type of the Viki sideboard:

Viki01 | Viki02 | Viki05: The lighting related to these configurations is different depending on the compartment in which it is inserted. The compartments closed by the doors have LEDs equipped with motion sensors, while the open compartments have LED lighting with a power button. In the case of present lighting the transformer will be included. Viki03 | Viki04 | Viki06: The lighting related to these configurations is always equipped with a motion sensor with LED lighting when the doors are opened.

- TOP | TOP
- STRUTTURA | STRUCTURE
- ANTA | DOOR



① **TOP SUPERIORE – SP. 6 MM**
UPPER TOP - THK. 6 MM

Poggiato sui cappelli della cassa sottostante, è elemento caratteristico della madia Viki. Può essere scelto dal cliente nelle finiture disponibili. Sempre necessario, mai opzionale.
Put on the below cases's top shelves, it is a characteristic element of the Viki sideboard. It can be chosen by the client in the available finishes. Always necessary, never optional.

② **CASSA INTERNA – SP. 18 / 30 MM**
INTERNAL CASE - THK. 18/30 MM

Cassa strutturale caratterizzata da fondo, schiene, tramezzi e cappelli. I cappelli a ritiro rispetto al top di finitura superiore (110 mm), sono appoggio per lo stesso oltre che strutturali per la tenuta generale della madia. I ripiani interni in vetro, che suddividono gli spazi, sono in finitura extra chiara sp. 6 mm.
Structural case characterized by bottom and top shelves, back panels and partitions. The shrinkage top shelves in relation to the finishing top (110 mm), are a support for this last one as well as a structural support for the general stability of the sideboard. The internal glass shelves, which divide the spaces, are in extra-clear finish thickness 6 mm.

③ **SCHIENA INVOLUCRO ESTERNO – SP. 14 MM**
EXTERNAL CASING BACK - THK. 14 MM

La madia Viki è sempre retrofinita. Un pannello viene applicato alle schiene internecompletando l'involucro esterno della madia e chiudendo sul retro il vassoio superiore.
The Viki sideboard is always retrofurnished. A panel is applied to the internal back panels completing the external casing of the sideboard and closing the upper tray on the back.

④ **ANTA VIKY "L" SHAPE - SP. 14 MM**
VIOLET "L" SHAPE DOOR - THK. 14 MM

Caratteristica della madia Viki, l'Anta «L Shape» è un'anta particolare con forma ad «L», dotata di cerniere a scomparsa e presa superiore per permetterne l'apertura. Le cerniere a scomparsa non sono dotate di soft closing. L'anta riaggancia sulla cassa per mezzo di contatto magnetico.
Characteristic of the Viki sideboard, the «L Shape» door is a particular door, with a «L» shape, equipped with retractable hinges and an upper catching to allow its opening. The retractable hinges are not equipped with soft closing. The door hangs up on the box by means of a magnet contact.

⑤ **FIANCO INVOLUCRO ESTERNO – SP. 14 MM**
EXTERNAL CASING SIDE - THK. 14 MM

Il fianco esterno è allo stesso tempo fianco strutturale e di finitura. Inclinato sul lato superiore rappresenta elemento di chiusura del vassoio superiore e montante di fissaggio per le cerniere a scomparsa di cui è dotata l'anta battente.
The external side is at the same time structural and finishing side. Inclined on the upper side it represents the closing element of the upper tray and the fixing upright for the retractable hinges with which the hinged door is equipped.

⑥ **CASSETTIERA INTERNA – SP. 22 MM**
INTERNAL DRAWER - THK. 22 MM

Presente esclusivamente all'interno della Viki06 la cassettera interna è accessorio indipendente. Due cassetti di dimensioni differenti per poter essere utilizzati come contenitori diversi, si impostano a 300 mm dal fondo madia. L'apertura è assicurata tramite presa superiore, per il primo cassetto, ed inferiore per l'altro. I cassetti possono essere attrezzati con accessori dedicati.
Present exclusively inside the Viki06, the internal chest of drawers is an independent accessory. Two drawers of different sizes to be used as different containers, are set to 300 mm from the sideboard. The opening is secured by an upper socket, for the first drawer, and lower for the other. The drawers can be equipped with dedicated accessories.

⑦ **BASAMENTO MOVI**
MOVI BASEBOARD

Caratterizzato da 3 gambe indipendenti. Le due esterne seguono il profilo della madia, disegnando una «L» e scendendo sul piano di appoggio per mezzo di due elementi puntuali. La Gamba centrale invece sostiene la madia longitudinalmente e si configura come elemento telaio. Il basamento in metallo è laccato a polvere epossidica secondo le finiture disponibili. Ogni gamba è dotata di piedino regolabile.
Characterized by three independent legs. The two external ones follow the profile of the sideboard, drawing a «L» and descending on the supporting surface by means of two specific elements. The central leg instead supports the sideboard longitudinally and taking shape of a frame element. The metal basement is lacquered with epoxy powder according to the available finishes. Each leg is equipped with an adjustable foot.

NOTE | NOTES

CERNIERE A SCOMPARSA | CONCEALED HINGES

Le ante L Shape sono dotate di cerniere a scomparsa utilizzate in fresata sfruttando lo spessore di Fianco ed Anta.
L Shape doors are equipped with retractable hinges, mill used, making use the thickness of the side panels and Door..

ILLUMINAZIONE INTERNA | INTERNAL CASE - THICKNESS 22/30 MM

illuminazione interna opzionale. I LED, integrati sui cappelli strutturali della madia, presentano una diversa configurazione a seconda della tipologia della madia Viki stessa: Viki01 | Viki02 | Viki05: L'illuminazione relativa a tali configurazioni è diversa a seconda del vano in cui è inserita. I vani chiusi dalle ante presentano LED dotati di sensori di movimento, mentre i vani a giorno presentano illuminazione LED dotata di pulsante di accensione. Nel caso di illuminazione presente il trasformatore sarà incluso.

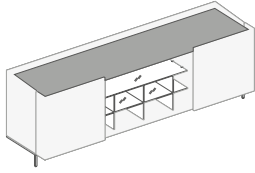
Optional internal lighting. The LEDs, integrated on the structural top shelves of the sideboard, have a different configuration depending on the type of the Viki sideboard:

Viki01 | Viki02 | Viki05: The lighting related to these configurations is different depending on the compartment in which it is inserted. The compartments closed by the doors have LEDs equipped with motion sensors, while the open compartments have LED lighting with a power button. In the case of present lighting the transformer will be included. Viki03 | Viki04 | Viki06: The lighting related to these configurations is always equipped with a motion sensor with LED lighting when the doors are opened.

MODELLI | MODELS

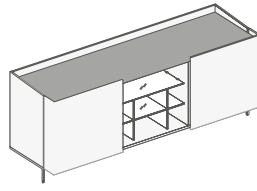
VIKI 01

Dim | L. 2128 H. 729 P. 536



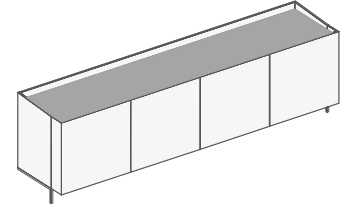
VIKI 02

Dim | L. 1828 H. 729 P. 536



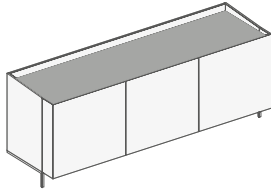
VIKI 03

Dim | L. 2468 H. 729 P. 536



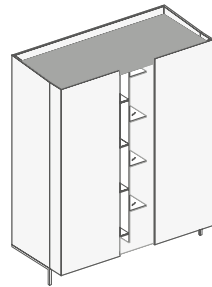
VIKI 04

Dim | L. 1856 H. 729 P. 536



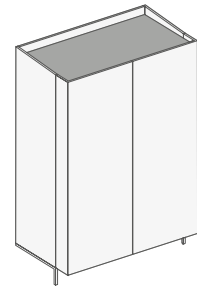
VIKI 05

Dim | L. 1202 H. 1482 P. 536




VIKI 06


Dim | L. 965 H. 1482 P. 536



MELAMINICO BASE | BASIC MELAMINE



MELAMINICO DECORATIVO | MELAMINE DECOR




Tutte le finiture KICO sono rappresentate a scopo illustrativo.
Le texture reali potrebbero apparire differenti da quelle presenti a listino.


KICO finishes are shown for illustrative purposes.
The real textures may look different from those on the list.

MELAMINICO PLUS | PLUS MELAMINE


COLORE
COLOUR



cod. 122.073
Grigio Mare
Opaco



cod. 122.516
Grigio Nebbia



cod. 122.517
Grigio Fango

LEGNO
WOOD



cod. 122.513
Noce Calla
Fumo



cod. 122.514
Noce Calla
Deciso



cod. 122.515
Noce Calla
Naturale



cod. 120.140
Noce Leuca
Scuro



cod. 122.090
Rodin Olmo



cod. 122.095
Rovere
Rock Bruges

MATERICO
MATERIC




cod. 120.175
Beton Fb02




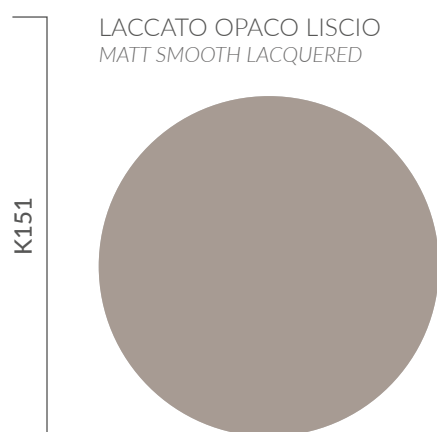
cod. 120.177
Beton Antracite

K122

LACCATO GRINZATO | ROUGH LACQUERED



LACCATO KICO | LACQUERED



























DISPONIBILI, A RIFERIMENTO, IN TUTTI I COLORI DELLA CARTELLA RAL, CON UNA MAGGIORAZIONE DI 250€ PER COLORE.
EXTRA CHARGE FOR EACH RAL COLOR LACQUERING 220€

Pannelli di particelle di legno di classe E1 a basso contenuto di formaldeide, rivestito su tutti i lati con fogli melaminici e laccati con colori standard Kico e cartella RAL.

Panels of wood particles E1 with a low formaldehyde emission covered on both sides with sheets of melamine and lacquered with Kico standard colors and RAL chart.

LACCATO KICO | LACQUERED

	 cod. K9016 Bianco Neve	 cod. KC010 Avorio	 cod. K0073 Grigio Mare
	 cod. K0008 Talco	 cod. KC015 Beige Kenia	 cod. K0215 Grigio Maya
	 cod. K1019 Nocciola	 cod. KC020 Grigio Lava	 cod. K8019 Cacao
	 cod. K7047 Grigio Cenere	 cod. K0083 Grigio Fumo	 cod. KC005 Ferro
K151	 cod. K7021 Grigio Teca	 cod. K7016 Grigio Antracite	 cod. K9017 Nero Notte
K700	 cod. KI004 Giallo Radice	 cod. KI005 Rosa Havana	 cod. KI006 Amaranto
	 cod. KI001 Terracotta	 cod. KI002 Celeste Oxford	 cod. KI003 Blu Skydust
	 cod. KI007 Verde Rubino	 cod. K6013 Verde Malva	 cod. KI008 Rosso Tramonto


ESSENZE BASE | BASIC ESSENCES



ESSENZE PLUS | PLUS ESSENCES




FRASSINO | ASH



VETRO | GLASS



VETRO TESSUTO | FABRIC ATTACHED TO GLASS



FINITURE SPECIALI | SPECIAL FINISHES

PIETRA NATURALE | NATURAL STONE



MARMO | MARBLE




PIETRA SINTERIZZATA | SINTERED STONE

DISPONIBILE IN VERSIONE OPACA E LUCIDA | AVAILABLE IN MATT AND GLOSSY VERSIONS



METALLO | METAL



TESSUTI | FABRICS

CATEGORIA A | A CATEGORY



CATEGORIA B | B CATEGORY



Tutte le finiture KICO sono rappresentate a scopo illustrativo.
Le texture reali potrebbero apparire differenti da quelle presenti a listino.

KICO finishes are shown for illustrative purposes.
The real textures may look different from those on the list.

TESSUTI | FABRICS

CATEGORIA B | B CATEGORY


VELLOURS



cod.
KC.421



cod.
KC.422



cod.
KC.423



cod.
KC.424



cod.
KC.426



cod.
KC.427



cod.
KC.428



cod.
KC.429

B

LILIA



cod.
KMA.1283




cod.
KMA.1286




cod.
KMA.1287




cod.
KMA.1316




cod.
KMA.1317



cod.
KMA.1318



cod.
KMA.1308




cod.
KMA.1312

CATEGORIA C | C CATEGORY

CAROL



cod.
KC.221



cod.
KC.222



cod.
KC.223



cod.
KC.224


C



cod.
KC.225



cod.
KC.226



cod.
KC.227



cod.
KC.228

TESSUTI | FABRICS

CATEGORIA C | C CATEGORY

HAWAII NABUCK



cod.
KC.621



cod.
KC.622



cod.
KKC.623



cod.
KC.624




cod.
KC.625



cod.
KC.626



cod.
KC.627



cod.
KC.628

MUGHETTO



cod.
KM.3929



cod.
KM.3928



cod.
KM.3940



cod.
KM.3912



cod.
KM.3938



cod.
KM.3921



cod.
KM.3922



cod.
KM.3913



cod.
KM.3918



cod.
KM.3925

Tutte le finiture KICO sono rappresentate a scopo illustrativo.
Le texture reali potrebbero apparire differenti da quelle presenti a listino.
KICO finishes are shown for illustrative purposes.
The real textures may look different from those on the list.

CATEGORIA D | D CATEGORY

CASSIA




cod.
KDG.01




cod.
KDG.02




cod.
KDG.03




cod.
KDG.04



cod.
KDG.06



cod.
KDG.07



cod.
KDG.08



cod.
KDG.09

TESSUTI | FABRICS


CATEGORIA D | D CATEGORY



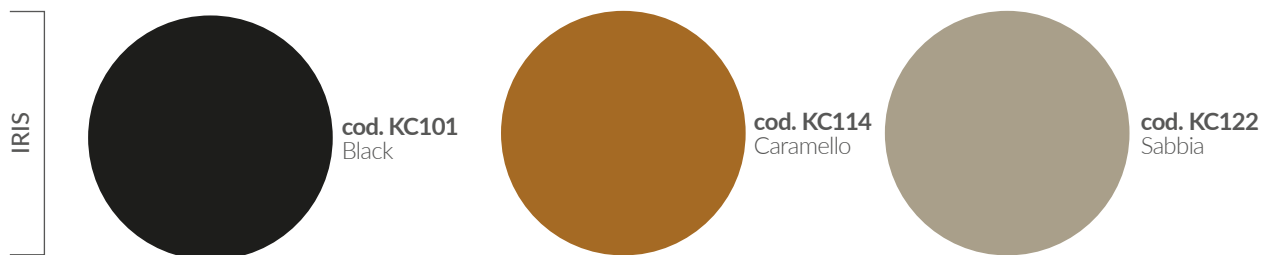
CATEGORIA E | E CATEGORY



PELLE | LEATHER



CUOINETTO | GENUINE LEATHER



Tutte le finiture KICO sono rappresentate a scopo illustrativo. Le texture reali potrebbero apparire differenti da quelle presenti a listino.

KICO finishes are shown for illustrative purposes. The real textures may look different from those on the list.

AL FINE DI CONSENTIRE UNA OTTIMALE MANUTENZIONE E CONSERVAZIONE DEL PRODOTTO, RIPORTIAMO QUI DI SEGUITO ALCUNE UTILI INDICAZIONI.

TO ALLOW AN OPTIMAL MAINTENANCE AND STORAGE OF THE PRODUCT, HERE BELOW SOME USEFUL INFORMATION.



PULIZIA DI SUPERFICI IN GENERE

Utilizzare un panno morbido (eventualmente inumidito).
Si raccomanda di non usare per nessuno motivo prodotti abrasivi, solventi, diluenti, alcool o prodotti corrosivi.
Non lasciare panni bagnati a contatto le superfici.

SURFACE CLEANING IN GENERAL

Use a soft cloth (possibly dampened). It is recommended not to use abrasive products, solvents, thinners, alcohol or corrosive products for any reason. Do not leave wet cloth in contact with the surfaces.



VARIAZIONI DI TONALITÀ E COLORE

L'uniformità cromatica dei colori laccati e degli impiallacciati può variare nel tempo quindi, in caso di completamenti, una eventuale differenza di tonalità non costituisce motivo di contestazione. È consigliabile inoltre posizionare i mobili lontano da forti fonti di calore e dalla luce solare diretta.

VARIATIONS OF TONE AND COLORS

The color uniformity of lacquered and veneers may vary over time so, if completed, a possible difference in shades does not constitute grounds for controversy. It is also advisable to place the furniture away from strong heat sources and from direct sunlight.



PULIZIA DEI VETRI

Utilizzare un panno morbido con detergente per vetri.
Si raccomanda di non usare per nessun motivo prodotti abrasivi, solventi, diluenti, alcool o prodotti corrosivi.

GLASSES CLEANING

Use a soft cloth with glass cleaner. It is recommended not to use abrasive products, solvents, thinners, alcohol or corrosive products for any reason.



ATTREZZATURE ELETTRICHE INTERNE

Sono tutti forniti con marcatura "CE" che ne attesta la conformità alle direttive CEE (CEE 72/23, CEE 89/336), di marcatura "ETL" (Electrical Testing Laboratories) certificazione necessaria per i prodotti commercializzati su territorio nord americano, indicatore di conformità del prodotto alla stretta normativa di sicurezza vigente sul territorio.
Inoltre risultano conformi alle normative CEI in materia di sicurezza elettrica (CEI 34-21 e EN 60598.1).

INTERNAL ELECTRICAL EQUIPMENT

All are provided with "CE" marking that conforms to the EEC (EEC 72/23, EEC 89/336), "ETL" (Electrical Testing Laboratories) certification required for products marketed in North America, indicator of product conformity to the strict safety regulations in force on the territory. They also comply with CEI regulations on electrical safety (CEI 34-21 and EN 60598.1).

VIKI

MADIA | *SIDEBOARD*

